



Electric Music Online Shop

TECHNO.TO

www.techno.to

《To the first time user》

1. About member registration

In TECHNO.TO we provide many function after you be registered with our member registration. [My page, Automatic Shipment information , My favorite,Point, affiliate .mail magazine] OF course u can purchase our products without the registration ,but we recommend you try our free member registration



Welcome to Techno.to. [To the first time user](#) 
For member exclusive function, please **regist** first.

•Now we going into the regist page, please enter many kinds information . We will contact you and ship the shipment to u with the Info u enter here,u can set up the password and mail magazine here. Also u can change it after the registration

NEW REGIST	
MEMBER INFO	
NAME*	<input type="text"/>
MAIL ADDRESS*	<input type="text"/>
MAIL ADDRESS (CONFIRM)*	<input type="text"/>
PASSWORD*	<input type="password"/>
COUNTRY*	SELECT <input type="button" value="v"/>
ZIP	<input type="text"/>
ADDRESS*	<input type="text"/> <small>ex) 202 Nanai Bldg, 1-31-2 Minamicho Kichijoji Musashinoshi Tokyo Japan</small>
TEL*	<input type="text"/>
FAX	<input type="text"/>
MAIL MAGAZINE	Subscribe <input checked="" type="radio"/> Not Subscribe <input type="radio"/>
<input type="button" value="Membership Registration (Confirm)"/>	


•Press the {membership registration {confirm}} button then into next page. Here u will see the information u typed. IF there nothing mistake with it, press the {membership registration }please, then finish the registration. If you want revise your information. Press {back} button then revise it

2. About Log in

When u want use the exclusive membership function , at first u have to register first

- Click the {LOG IN} button upper part of the page



Welcome to Techno.to. [To the first time user](#) 
For member exclusive function, please [regist](#) first.

- Next into the {Log In }page ,when u log in please enter the mail address and password.
If u forgot the password click the {[here](#)} button the password will send to the mail address that you entered.
When u check the {Enable your auto-login }. Next time You will log in automatically.

LOGIN	
MAIL ADDRESS	<input type="text"/>
PASSWORD	<input type="password"/> <small>If you forget your password press here please.</small>
Enable your auto-login.	<input checked="" type="checkbox"/>
<input type="button" value="LOGIN"/>	

- Press the {LOG IN} button then finish the log in. If anything with the error, it might be the mistakes about the mail address Please confirm it again

3. My Page

The customers who logged allow to check the list of favorite and purchase history in {MY PAGE}. Also the member info 's and set up of affiliate are possible.

- Press the button {My page} in the upper part of page .then into the “My page”{You have to Log in first}



Welcome to Techno.to. [To the first time user](#)
For member exclusive function, please **regist** first.

■ merchandise information

- Allow to check the list of [favorite] and [purchase] history



Press the button {Favorite} besides the product you interested, the products will be add in [Favorite]

When You have something wants to buy it, but the products is still unrelease.you can add the products to {FAVORITE}for your own collection.

- You can delete the products in [favorites]]by press the[delete] button. When you click the jacket of the section ,there comes the detail of the products.
- You also can see the purchase date and status in [purchase history] The products you purchased by down load is possible down load again less than 10 days from the purchase date.

■ Member Info

- It is possible to do the confirmation ,modification of the member Info here.

CUSTOMER INFO	
■ Please fill in required fields of the following member information, then click on Go To the Confirmation View. ■ * indicates required field, so please fill in all fields that have this mark.	
<input type="checkbox"/> Replace with a registered delivery address.	
NAME*	<input type="text"/>
MAIL ADDRESS*	<input type="text"/>
MAIL ADDRESS (CONFIRM)*	<input type="text"/>
COUNTRY	<input type="text"/>
ZIP	<input type="text"/>
ADDRESS*	<input type="text"/> ex) 202 Nanai Bldg, 1-31-2 Minamicho Kichijoji Musashinoshi Tokyo Japan
TEL*	<input type="text"/>
FAX	<input type="text"/>
NOTES	<input type="text"/>
MAIL MAGAZINE	Subscribed
PAYMENT INFO	
■ If you choose Pay By Credit Card, SoftBank Payment Service page will be shown to enter information after your Order Confirmation View.	
<input checked="" type="radio"/> CREDIT	Please choose this if your card company is VISA/MASTER/AMEX/DINERS/JCB.

- The upper section of [member info] is possible to do the confirmation , modification of the member Info here.

The set up of mail magazine also perform at here.

- The lower section [shipping address]is possible enter the address for the shipment.

Please use it when the address you registered and shipping address are different.

The address you added here is possible recorded when the case of the pu

- Press the button [change customer information [confirm]] when u finished the modification ,then go to next page

If there is no mistakes press {change customer information} to finish it please.

If there is something u want to modify. press [BACK] again please.

■ Affiliate

• Use affiliate service of TECHNO.TO, When customers buy the TECHNO .TO`s products from the link that pasted by you Customers will get point [4.0% of the totally price],The customers`s points will be Added automatically.

商品情報	会員情報	アフィリエイト	設定
アフィリエイト情報			
アフィリエイトID	9136cdb47a11264c4d64625b59b2f118		
アフィリエイト設置方法	<p>TECHNO.TOのアフィリエイトサービスを利用するには、上記のアフィリエイトIDを追加したTECHNO.TOへのリンクをご自分のWEBサイトや、ブログに貼り付けて下さい。 張り付けたリンクからTECHNO.TOの商品が購入された場合、購入された商品の合計価格の4.0%がポイントとして、お客様のポイントに自動的に付加されます。</p> <p>■ TECHNO.TOのTOPページにアフィリエイトする おすすめの</p> <p>■ TECHNO.TOの商品にアフィリエイトする </p>		
先月追加されたポイント	0		
今月追加されたポイント	0		

■ Do an affiliate on the TOP page of TECHNO.

• Copy and Paste the HTML code from the place Copy and Paste the HTML code from the place

■ Do an affiliate to products of TECHNO TO.


• Copy and Paste the HTML code from the place [Do an affiliate to products of TECHNO TO]

■ About the points.

• The added points of the last month and this month is displayed in the lower part of the page. It is possible purchase our products with the points that u added.

■ Search from the key words

Search for the products by the artist`s name ,album`s name and label`s name are available.



The image shows a search bar with a dropdown menu on the left containing the text '全て' (All) and a downward arrow. To the right of the dropdown is a text input field. Further right is a button labeled '検索' (Search). On the far right, there are two rounded buttons: 'アーティスト一覧' (Artist List) and 'レーベル一覧' (Label List).

• Enter the key words in the “search box”,press the button “SEARCH” the products shows after.
Press the button “ARTIST LIST”,”LABEL LIST’, each products is displayed with alphabetical order collectively.

■ Goods other than CD

There is not only the CD and records also DJ machinery and wear, book or event ticket in TECHNO.TO.




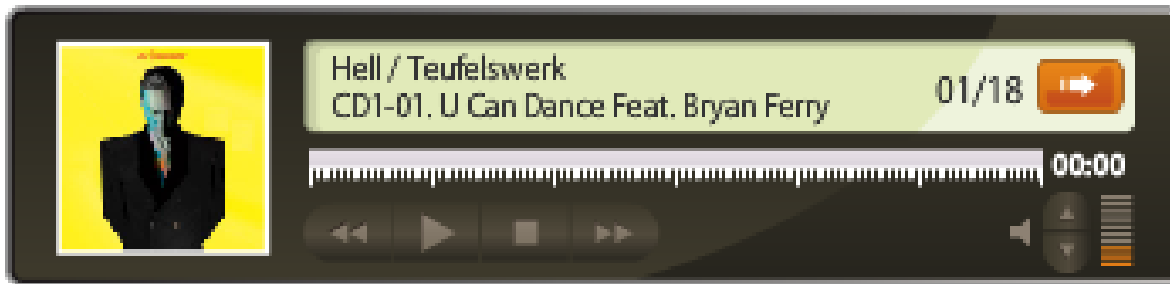
- [ACCESSORY]..... The categories of DJ machinery and wear,books .
- [TICKET]..... •The categories of event ticket.
- [Down Load]..... The categories of mix mp3 and digital ep that u only can get in TECHNO.TO.
- [PICK UP]..... The categories of the recommended titles

A list is displayed when you pressed each button.

5. Try listen the products

Click the products title on producta list.try listen the products are available on ITEM DEAIL page.

- Open the ITEN DETAIL page.click the  that behind the track then you can try listen a part of track by the player in the top right corner.



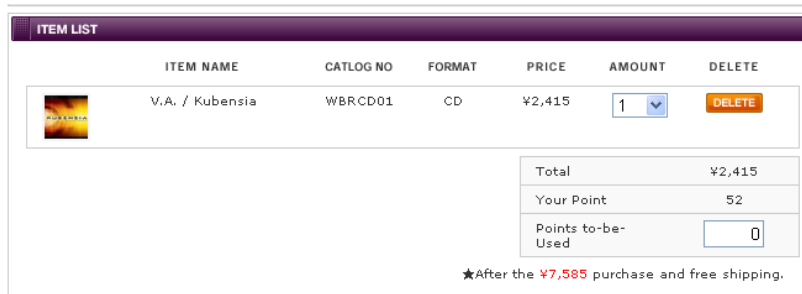
6. Purchase the products.

Put the products in Cart and do the process of the purchase.

- When you press the Cart of the products that you want the products is added to a cart window of the top right corner, and amount and total price of money are displayed.



- Press the button [Confirm Cart] or [Check Out], then displayed the page of CART.



※We adopt SSL encrypt transmission to offer you a high-security measure on our Web Site, so that you will feel assured when you use our online shop.

[Go to Customer Information Page](#)

- Delete or change and the article of the amount here. When you want to use the point input here too. [Here we require the member register for use the points]
If the order has been confirmed, press the button [To customer detail], then into the [customer detail] page.

- Here displayed the page of [customer detail], also shows the customer info about the customer sign-up already. Click the button [change the shipment address info], and shipment address that registered in my page is changed automatically .

CART	
CUSTOMER INFO	
■ Please fill in required fields of the following member information, then click on Go To the Confirmation View. ■ ※ indicates required field, so please fill in all fields that have this mark.	
<input type="checkbox"/> Replace with a registered delivery address.	
NAME※	<input type="text"/>
MAIL ADDRESS※	<input type="text"/>
MAIL ADDRESS (CONFIRM)※	<input type="text"/>
COUNTRY	<input type="text" value="▼"/>
ZIP	<input type="text"/>
ADDRESS※	<input type="text" value="ex) 202 Nanai Bldg, 1-31-2 Minamicho Kichijoji Musashinoshi Tokyo Japan"/>
TEL※	<input type="text"/>
FAX	<input type="text"/>
NOTES	<input type="text"/>
MAIL MAGAZINE	Subscribed
PAYMENT INFO	
■ If you choose Pay By Credit Card, SoftBank Payment Service page will be shown to enter information after your Order Confirmation View.	
<input checked="" type="radio"/> CREDIT	Please choose this if your card company is VISA/MASTER/AMEX/DINERS/JCB.

※ Is the required item, please input it by all means.
The settings of the mail magazine also perform here.

- Press the button [confirm the order], then into the final confirm page of the order. Here displays the amount of product, total price of the fee and postage and customer details. For confirming whether there is not an mistakes well, click the [order with this detail] then the order has been confirmed And an email of the order confirmation arrives to the mail address registered .

- When you have anything error, press the button [back to the CART] and enter again.

商品名	アーティスト	フォーマット	価格	数量	小計
V.A. / The 69 Steps "Calm Down My Senses" "Compiled & Mixed Micromaster Music"	WKYCD022	CD	¥2,500	1	¥2,500
合計					¥2,500
使用ポイント					0
配送料					¥450
決済手数料					¥0
総合計					¥2,950

お客様情報

氏名	vakyo
フリガナ	ワキヨウ
Eメールアドレス	vakyo@wakyo.jp
郵便番号	1000002
都道府県	東京
市区町村一丁目	武蔵野市吉祥寺南町
番地	1-31-2 七井ビルB202
電話番号	0422499008
FAX番号	0422499009
備考欄	
メールでカン配	希望しない

お支払い方法


決済方法	銀行振込
振込口座	特約指定なし

- After the shipment has been shipped . we will send you the mail of the shipment completion arrives to registered e-mail address If the address is in Japan. The shipment will arrive 2~5 days after the order date.

7. DOWN LOAD

It is available to purchase the mix mp3 and digital ep that u only can get in TECHNO.TO.
{we required membership register,Log-in}

•Put the product to Cart that u want to download,and do the purchase procedure.
{its nothing different between purchase the CDs basically}

PURCHASE HISTORY						
ARTIST	TITLE	CATALOG NO	FORMAT	PURCHASE DATE	STATUS	
	System 7	2009.4.11 [Scramble] System 7 Live @ Shinjuku Face	WKYLDD001	DOWNLOAD	09.04.18	↓ DOWNLOAD
						TOTAL : 1

•Press the button [Down Load] then star down loading,also re-download is available 10days from the order date
In the "purchase history"of MY PAGE.